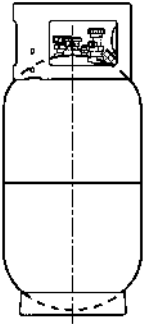


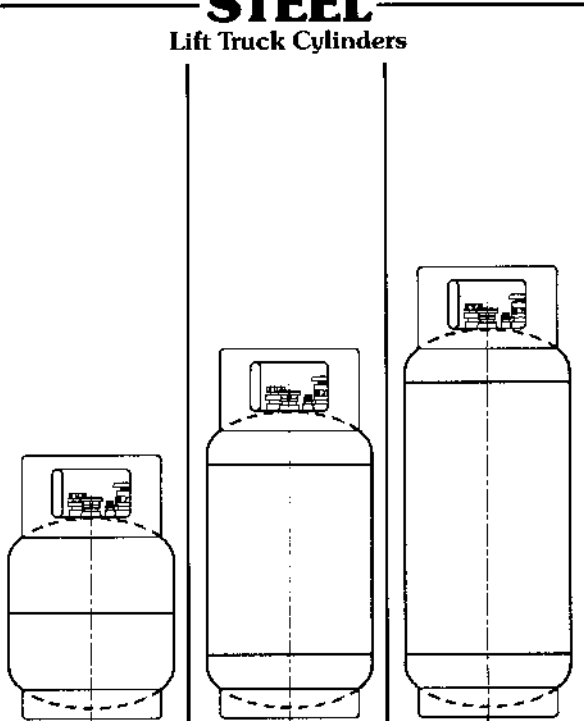
# Lift Truck Cylinders

## ALUMINUM Lift Truck Cylinders



<b>9310</b> 33.5 LB., L.P. 240 psi	<b>9315</b> 33.5 LB., L.P. 740 psi w/ fill
80	80
27.75	27.75
12.25	12.25
10.5	10.5
9.5	9.5
23.1	23.5

## STEEL Lift Truck Cylinders



	<b>5550</b> 20 LB., L.P. 240 psi	<b>5560</b> 20 LB., L.P. 240 psi w/ fill	<b>5570</b> 38.5 LB., L.P. 240 psi	<b>5580</b> 38.5 LB., L.P. 240 psi w/ fill	<b>5590</b> 43.5 LB., L.P. 240 psi	<b>5595</b> 43.5 LB., L.P. 240 psi w/ fill
Capacity, lbs.	47.6	47.6	80	80	104	104
Overall Length (O.L.)*	19.0	19.0	27.25	27.25	33.34	33.31
Cylinder Diameter	12.19	12.19	12.19	12.19	12.19	12.19
Guard Diameter	10.25	10.25	10.25	10.25	10.25	10.25
Foot Ring Diameter	10.25	10.25	10.25	10.25	10.25	10.25
Tare Weight, lbs.**	27.0	27.0	36.0	36.0	43.0	43.0





20# Vertical  
20# Gas Grill & RV Cylinder



100# Vertical  
100# DOT Cylinder



420# Vertical  
200# & 420# Portable  
Cylinder



# LPG & AMMONIA EQUIPMENT

F

