







**Work Stations**



**GREAT FOR HIGH VOLUME SITES.**

At sites where more than one operator is needed, up to four operator workstations may be used. Each workstation has full control of all fueling positions, so a transaction authorized at one can be paid out at another.

**Fluid Containment**



Model Type II	Normal Capacity	Diameter	Length	Diameter Extension
DWT	2300	122	218	131
DWT	3800	122	343	131
DWT	9500	183	419	192
DWT	1500	183	602	192
DWT	22700	183	922	192
DWT	22700	234	594	244
DWT	30300	234	762	244
DWT	37900	234	930	244
DWT	45400	234	1097	244
DWT	56800	305	889	320
DWT	75700	305	1140	320
DWT	94600	305	1400	321
DWT	113600	305	1661	321